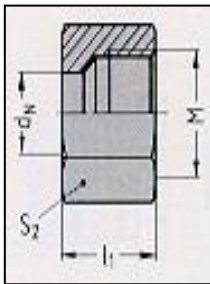




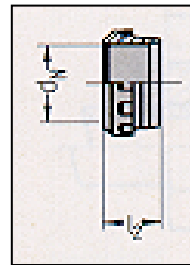
Tubefittings

M...



Wartelmoeren
Ecrous de blocage

P-R...



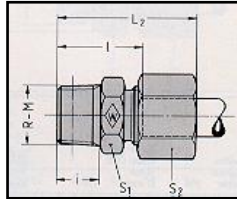
Snijringen
Bagues Profilées

	Type
	M 4 LL
	M 6 LL
	M 8 LL
	M 6 L
	M 8 L
	M 10 L
	M 12 L
	M13L
	M 15 L
	M17L
	M 18 L
	M 22 L
	M 28 L
	M 35 L
	M 42 L
	M 6 S
	M 8 S
	M 10 S
	M 12 S
	M 14 S
	M 16 S
	M 20 S
	M 25 S
	M 30 S
	M 38 S

	Type
	S-R 4 LL
	S-R 6 LL
	S-R 8 LL
	P-R 6 L/S
	P-R 8 L/S
	P-R 10 L/S
	P-R 12 L/S
	P-R 13 L
	P-R 15 L
	P-R 17 L
	P-R 18 L
	P-R 22 L
	P-R 28 L
	P-R 35 L
	P-R 42 L
	P-R 6 L/S
	P-R 8 L/S
	P-R 10 L/S
	P-R 12 L/S
	P-R 14 S
	P-R 16 S
	P-R 20 S
	P-R 25 S
	P-R 30 S
	P-R 38 S

Tubefittings

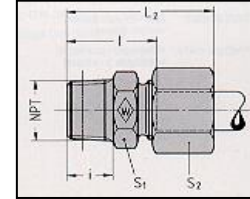
P-GEV ... RK



Rechte inschroefkoppeling
Union simple mâle

Type	
	S-GEV 4 LLRK
	S-GEV 6 LLRK
	S-GEV 8 LLRK
	P-GEV 6LR 1/4K
	P-GEV 8 LRK
	P-GEV 8 LR 3/8K
	P-GEV 10 LRK
	P-GEV 10 LR 3/8K
	P-GEV 12 LR 1/4K
	P-GEV 12 LRK
	P-GEV 12 LR 1/2K
	P-GEV 15 LRK

P-GEV ... NPT

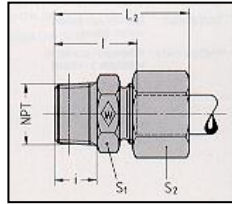


Rechte inschroefkoppeling
Union simple mâle

Type	
	S-GEV 4 LL 1/8 NPT
	S-GEV 6 LL 1/8 NPT
	S-GEV 8 LL 1/8 NPT
	P-GEV 6 L 1/8 NPT
	P-GEV 6 L 1/4 NPT
	P-GEV 8 L 1/4 NPT
	P-GEV 10 L 1/4 NPT
	P-GEV 10 L 3/8 NPT
	P-GEV 12 L 1/4 NPT
	P-GEV 12 L 3/8 NPT
	P-GEV 12 L 1/2 NPT
	P-GEV 15 L 1/2 NPT
	P-GEV 18 L 1/2 NPT
	P-GEV 22 L 3/4 NPT
	P-GEV 28 L 1 NPT
	P-GEV 35 L 1 1/4 NPT
	P-GEV 42 L 1 1/2 NPT

Tubefittings

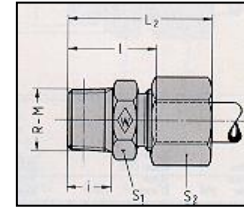
P-GEV ... NPT



Rechte inschroefkoppeling
Union simple mâle

		Type
		P-GEV 6 S 1/4 NPT
		P-GEV 8 S 1/4 NPT
		P-GEV 10 S 1/4 NPT
		P-GEV 10 S 3/8 NPT
		P-GEV 12 S 1/4 NPT
		P-GEV 12 S 3/8 NPT
		P-GEV 12 S 1/2 NPT
		P-GEV 14 S 1/2 NPT
		P-GEV 16 S 1/2 NPT
		P-GEV 20 S 3/4 NPT
		P-GEV 25 S 1 NPT
		P-GEV 30 S 1 1/4 NPT
		P-GEV 38 S 1 1/2 NPT

P-GEV ... MK

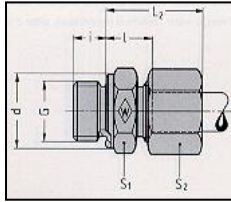


Rechte inschroefkoppeling
Union simple mâle

		Type
		S-GEV 4 LLMK
		S-GEV 6 LLMK
		S-GEV 8 LLMK
		P-GEV 6 LM 12x1,5K
		P-GEV 8 LMK
		P-GEV 8 LM 14x1,5K
		P-GEV 10 LMK
		P-GEV 10 LM 16x1,5K
		P-GEV 12 LMK
		P-GEV 12 LM 18x1,5K

Tubefittings

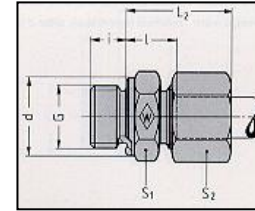
P-GEV ...R



Rechte inschroefkoppeling
Union simple mâle

		Type
		S-GEV 4 LLR
		S-GEV 6 LLR
		S-GEV 8 LLR
		P-GEV 6 LR
		P-GEV 6 LR 1/4
		P-GEV 6 LR 3/8
		P-GEV 8 LR
		P-GEV 8 LR 1/8
		P-GEV 8 LR 3/8
		P-GEV 8 LR 1/2
		P-GEV 10 LR
		P-GEV 10 LR 3/8
		P-GEV 10 LR 1/2
		P-GEV 12 LR 1/4
		P-GEV 12 LR
		P-GEV 12 LR 1/2
		P-GEV 15 LR 3/8
		P-GEV 15 LR
		P-GEV 15 LR 3/4
		P-GEV 18 LR
		P-GEV 18 LR 3/4
		P-GEV 22 LR
		P-GEV 22 LR 1/2
		P-GEV 28 LR

P-GEV ...R



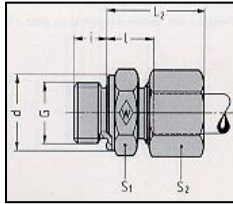
Rechte inschroefkoppeling
Union simple mâle

		Type
		P-GEV 28 LR 3/4
		P-GEV 35 LR
		P-GEV 42 LR

		Type
		P-GEV 13 LR 3/8
		P-GEV 17 LR 1/2

Tubefittings

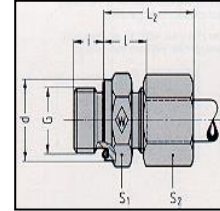
P-GEV ... R



Rechte inschroefkoppeling
Union simple mâle

		Type
		P-GEV 6 SR
		P-GEV 8 SR
		P-GEV 8 SR 3/8
		P-GEV 10 SR
		P-GEV 10 SR 1/4
		P-GEV 10 SR 1/2
		P-GEV 12 SR
		P-GEV 12 SR 1/4
		P-GEV 12 SR 1/2
		P-GEV 14 SR
		P-GEV 16 SR
		P-GEV 16 SR 3/8
		P-GEV 16 SR 3/4
		P-GEV 20 SR
		P-GEV 20 SR 1/2
		P-GEV 25 SR
		P-GEV 25 SR 3/4
		P-GEV 30 SR
		P-GEV 38 SR
		P-GEV 38 SR 1" 1/4

P-GEV ... R - WD

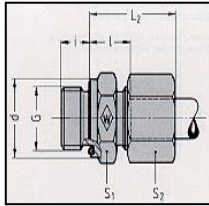


Rechte inschroefkoppeling
Union simple mâle

		Type
		P-GEV 6 LR - WD
		P-GEV 6 LR 1/4 - WD
		P-GEV 8 LR-WD
		P-GEV 8 LR 1/8 - WD
		P-GEV 8 LR 3/8 - WD
		P-GEV 10 LR - WD
		P-GEV 10 LR 3/8 - WD
		P-GEV 10 LR 1/2 - WD
		P-GEV 12 LR 1/4 - WD
		P-GEV 12 LR - WD
		P-GEV 12 LR 1/2 - WD
		P-GEV 15 LR - WD
		P-GEV 15 LR 3/8 - WD
		P-GEV 18 LR - WD
		P-GEV 18 LR 3/4 - WD
		P-GEV 22 LR - WD
		P-GEV 28 LR - WD
		P-GEV 35 LR - WD
		P-GEV 42 LR - WD

Tubefittings

P-GEV ... R - WD



Rechte inschroefkoppeling
Union simple mâle

		Type
		P-GEV 6 SR - WD
		P-GEV 8 SR - WD
		P-GEV 8 SR 3/8 - WD
		P-GEV 10 SR - WD
		P-GEV 10 SR 1/4 - WD
		P-GEV 10 SR 1/2 - WD
		P-GEV 12 SR - WD
		P-GEV 12 SR 1/4 - WD
		P-GEV 12 SR 1/2 - WD
		P-GEV 14 SR - WD
		P-GEV 16 SR - WD
		P-GEV 16 SR 3/8 - WD
		P-GEV 16 SR 3/4 - WD
		P-GEV 20 SR - WD
		P-GEV 25 SR - WD
		P-GEV 25 SR 3/4 - WD
		P-GEV 30 SR - WD
		P-GEV 38 SR - WD

WD- Dichtungen

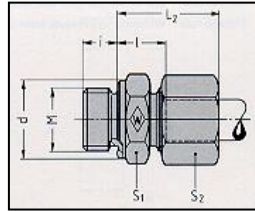
Dichtingen
Joints

Perbunan !!

		Type
		WD R 1/8" + M 10 x 1
		WD M 12 x 1,5
		WD R 1/4" + M 14 x 1,5
		WD M 16 x 1,5
		WD M 18 x 1,5
		WD M 20 x 1,5
		WD M 22 x 1,5
		WD R 3/8"
		WD R 1/2"
		WD R 3/4" + M 26 x 1,5
		WD R 1" + M 33 x 2
		WD R 1" 1/4 + M 42 x 2
		WD R 1" 1/2 + M 48 x 2

Tubefittings

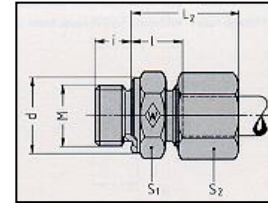
P-GEV ... M



Rechte inschroefkoppeling
Union simple mâle

	Type
	S-GEV 4 LLM
	S-GEV 6 LLM
	S-GEV 8 LLM
	P-GEV 6 LM
	P-GEV 6 LM 12 x 1,5
	P-GEV 8 LM
	P-GEV 8 LM 18 x 1,5
	P-GEV 10 LM
	P-GEV 10 LM 16 x 1,5
	P-GEV 10 LM 18 x 1,5
	P-GEV 10 LM 22 x 1,5
	P-GEV 12 LM
	P-GEV 12 LM 18 x 1,5
	P-GEV 12 LM 22 x 1,5
	P-GEV 15 LM
	P-GEV 15 LM 22x 1,5
	P-GEV 18 LM 18 x 1,5
	P-GEV 18 LM
	P-GEV 22 LM
	P-GEV 28 LM
	P-GEV 35 LM
	P-GEV 42 LM

P-GEV ... M

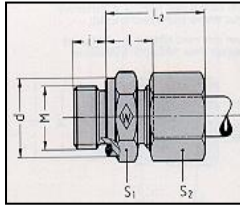


Rechte inschroefkoppeling
Union simple mâle

	Type
	P-GEV 6 SM
	P-GEV 8 SM
	P-GEV 10 SM
	P-GEV 12 SM
	P-GEV 14 SM
	P-GEV 16 SM
	P-GEV 20 SM
	P-GEV 25 SM
	P-GEV 30 SM
	P-GEV 38 SM

Tubefittings

P-GEV ... M - WD



Rechte inschroefkoppeling
Union simple mâle

		Type
		P-GEV 6 LM - WD
		P-GEV 8 LM - WD
		P-GEV 10 LM - WD
		P-GEV 10 LM22 x 1,5 -WD
		P-GEV 12 LM - WD
		P-GEV 12 LM18 x 1,5 -WD
		P-GEV 12 LM22 x 1,5 -WD
		P-GEV 15 LM - WD
		P-GEV 15 LM22 x 1,5 -WD
		P-GEV 18 LM - WD
		P-GEV 18 LM18 x 1,5 -WD
		P-GEV 22 LM - WD
		P-GEV 28 LM - WD
		P-GEV 35 LM - WD
		P-GEV 42 LM - WD
		P-GEV 6 SM - WD
		P-GEV 8 SM - WD
		P-GEV 10 SM - WD
		P-GEV 12 SM - WD
		P-GEV 14 SM - WD
		P-GEV 16 SM - WD
		P-GEV 20 SM - WD
		P-GEV 25 SM - WD
		P-GEV 30 SM - WD
		P-GEV 38 SM - WD

WD- Dichtungen

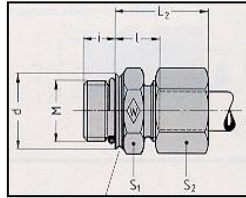
Dichtingen
Joints

Viton !!

		Type
		WD R 1/8" + M 10 x 1
		WD M 12 x 1,5
		WD R 1/4" + M 14 x 1,5
		WD M 16 x 1,5
		WD M 18 x 1,5
		WD M 20 x 1,5
		WD M 22 x 1,5
		WD R 3/8"
		WD R 1/2"
		WD R 3/4" + M 26 x 1,5
		WD R 1" + M 33 x 2
		WD R 1" 1/4 + M 42 x 2
		WD R 1" 1/2 + M 48 x 2

Tubefittings

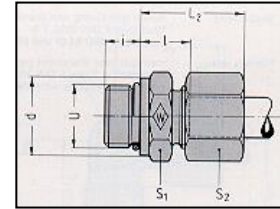
P-GEV ... M-Fo.F.



Rechte inschroefkoppeling
Union simple mâle

		Type
		P-GEV 6 LM-Fo.F
		P-GEV 8 LM-Fo.F
		P-GEV 10 LM-Fo.F
		P-GEV 12 LM-Fo.F
		P-GEV 15 LM-Fo.F
		P-GEV 18 LM-Fo.F
		P-GEV 22 LM-Fo.F
		P-GEV 28 LM-Fo.F
		P-GEV 35 LM-Fo.F
		P-GEV 42 LM-Fo.F
		P-GEV 6 SM-Fo.F
		P-GEV 8 SM-Fo.F
		P-GEV 10 SM-Fo.F
		P-GEV 12 SM-Fo.F
		P-GEV 14 SM-Fo.F
		P-GEV 16 SM-Fo.F
		P-GEV 20 SM-Fo.F
		P-GEV 25 SM-Fo.F
		P-GEV 30 SM-Fo.F
		P-GEV 38 SM-Fo.F

P-GEV ... U

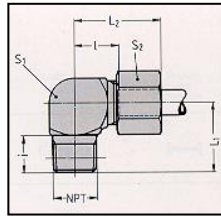


Rechte inschroefkoppeling
Union simple mâle

		Type
		P-GEV 6L/ 9/16-18 UNF
		P-GEV 8L/ 7/16-20 UNF
		P-GEV 8L/ 9/16-18 UNF
		P-GEV 10L/ 7/16-20 UNF
		P-GEV 10L/ 9/16-18 UNF
		P-GEV 10L/ 3/4-16 UNF
		P-GEV 12L/ 9/16-18 UNF
		P-GEV 12L/ 3/4-16 UNF
		P-GEV 12L/ 7/8-14 UNF
		P-GEV 15L/ 3/4-16 UNF
		P-GEV 15L/ 7/8-14 UNF
		P-GEV 18L/ 3/4-16 UNF
		P-GEV 18L/ 7/8-14 UNF
		P-GEV 22L/ 7/8-14 UNF
		P-GEV 22L/1"1/16-12 UNF
		P-GEV 28L/ 7/8-14 UNF
		P-GEV 28L/1"5/16-12 UNF
		P-GEV 35L/1"5/8-12 UNF
		P-GEV 42L/1"5/8-12 UNF
		P-GEV 12S/ 3/4-16 UNF
		P-GEV 16S/ 3/4-16 UNF
		P-GEV 16S/ 7/8-14 UNF
		P-GEV 20S/ 3/4-16 UNF
		P-GEV 20S/ 7/8-14 UNF
		P-GEV 20S/1"1/16-12 UNF
		P-GEV 25S/1"5/16-12 UNF

Tubefittings

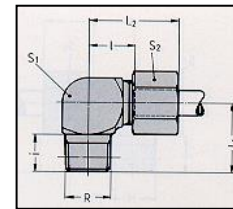
P-WEV ... NPT



Haakse inschroefkoppeling
Equerre mâle

Type	
	S-WEV 4LL 1/8 NPT
	S-WEV 6LL 1/8 NPT
	S-WEV 8LL 1/8 NPT
	P-WEV 6L/ 1/8 NPT
	P-WEV 8L/ 1/4 NPT
	P-WEV 10L/ 1/4 NPT
	P-WEV 12L/ 1/4 NPT
	P-WEV 12L/ 3/8 NPT
	P-WEV 15L/ 1/2 NPT
	P-WEV 18L/ 1/2 NPT
	P-WEV 22L/ 3/4 NPT
	P-WEV 28L/ 1" NPT
	P-WEV 6S/ 1/4 NPT
	P-WEV 8S/ 1/4 NPT
	P-WEV 10S/ 3/8 NPT
	P-WEV 12S/ 3/8 NPT
	P-WEV 14S/ 1/2 NPT
	P-WEV 16S/ 1/2 NPT
	P-WEV 20S/ 3/4 NPT
	P-WEV 25S/ 1" NPT

P-WEV ... RK



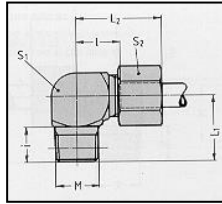
Haakse inschroefkoppeling
Equerre mâle

Type	
	S-WEV 4LLRK
	S-WEV 6LLRK
	S-WEV 8LLRK
	P-WEV 6LRK
	P-WEV 6LR 1/4K
	P-WEV 8LRK
	P-WEV 10LRK
	P-WEV 10LR 3/8K
	P-WEV 12LR 1/4K
	P-WEV 12LRK
	P-WEV 15LRK
	P-WEV 18LRK
	P-WEV 6SRK
	P-WEV 8SRK
	P-WEV 10SRK
	P-WEV 12SRK
	P-WEV 14SRK
	P-WEV 16SRK

Type	
	P-WEV 13 LR 3/8 K
	P-WEV 17 LR 1/2 K

Tubefittings

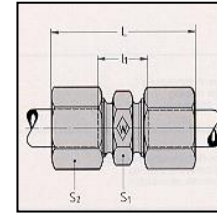
P-WEV ... MK



Haakse inschroefkoppeling
Equerre mâle

Type	
	S-WEV 4LLMK
	S-WEV 6LLMK
	S-WEV 8LLMK
	P-WEV 6LMK
	P-WEV 8LMK
	P-WEV 10LMK
	P-WEV 12LMK
	P-WEV 15LMK
	P-WEV 18LMK
	P-WEV 6SMK
	P-WEV 8SMK
	P-WEV 10SMK
	P-WEV 12SMK
	P-WEV 14SMK
	P-WEV 16SMK

P-GV ...

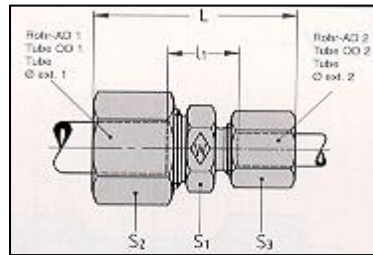


Rechte koppelingen
Union double

Type	
	S-GV 4LL
	S-GV 6LL
	S-GV 8LL
	P-GV 6L
	P-GV 8L
	P-GV 10L
	P-GV 12L
	P-GV 13 L
	P-GV 15L
	P-GV 17 L
	P-GV 18L
	P-GV 22L
	P-GV 28L
	P-GV 35L
	P-GV 42L
	P-GV 6S
	P-GV 8S
	P-GV 10S
	P-GV 12S
	P-GV 14S
	P-GV 16S
	P-GV 20S
	P-GV 25S
	P-GV 30S
	P-GV 38S

Tubefittings

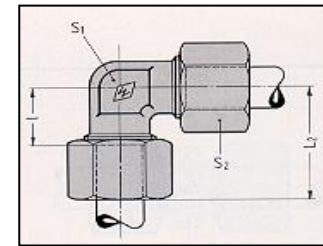
P-GV .../...



Rechte koppelingen (reductie)
Union double de réduction

Type	
	S-GV 6/4LL
	S-GV 8/4LL
	P-GV 8/6 L
	P-GV 10/6 L
	P-GV 10/8 L
	P-GV 12/6 L
	P-GV 12/8 L
	P-GV 12/10 L
	P-GV 15/10 L
	P-GV 15/12 L
	P-GV 18/10 L
	P-GV 18/12 L
	P-GV 18/15 L
	P-GV 22/15 L
	P-GV 22/18 L
	P-GV 16/12 S
	P-GV 20/16 S
	P-GV 25/16 S
	P-GV 25/20 S

P-WV ...

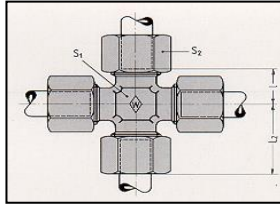


Haakse koppeling
Union équerre

Type	
	S-WV 4LL
	S-WV 6LL
	S-WV 8LL
	P-WV 6 L
	P-WV 8 L
	P-WV 10 L
	P-WV 12 L
	P-WV 13 L
	P-WV 15 L
	P-WV 17 L
	P-WV 18 L
	P-WV 22 L
	P-WV 28 L
	P-WV 35 L
	P-WV 42 L
	P-WV 6 S
	P-WV 8 S
	P-WV 10 S
	P-WV 12 S
	P-WV 14 S
	P-WV 16 S
	P-WV 20 S
	P-WV 25 S
	P-WV 30 S
	P-WV 38 S

Tubefittings

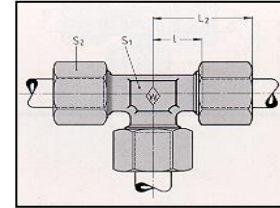
P-KV ...



Kruiskoppeling
Union croix

		Type
		S-KV 4LL
		S-KV 6LL
		S-KV 8LL
		P-KV 6 L
		P-KV 8 L
		P-KV 10 L
		P-KV 12 L
		P-KV 15 L
		P-KV 18 L
		P-KV 22 L
		P-KV 28 L
		P-KV 35 L
		P-KV 42 L
		P-KV 6 S
		P-KV 8 S
		P-KV 10 S
		P-KV 12 S
		P-KV 14 S
		P-KV 16 S
		P-KV 20 S
		P-KV 25 S
		P-KV 30 S
		P-KV 38 S

P-TV ...

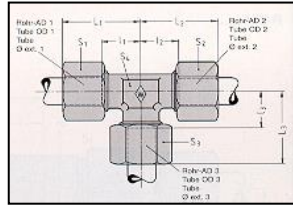


T-koppeling
Union Té

		Type
		S-TV 4LL
		S-TV 6LL
		S-TV 8LL
		P-TV 6 L
		P-TV 8 L
		P-TV 10 L
		P-TV 12 L
		P-TV 15 L
		P-TV 18 L
		P-TV 22 L
		P-TV 28 L
		P-TV 35 L
		P-TV 42 L
		P-TV 6 S
		P-TV 8 S
		P-TV 10 S
		P-TV 12 S
		P-TV 14 S
		P-TV 16 S
		P-TV 20 S
		P-TV 25 S
		P-TV 30 S
		P-TV 38 S

Tubefittings

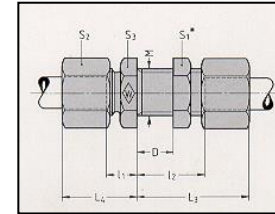
P-TV .../.../...



T-koppeling (reductie)
Union té de réduction

		Type
		P-TV 10/10/6 L
		P-TV 10/10/8 L
		P-TV 12/12/8 L
		P-TV 12/12/10 L
		P-TV 12/12/15 L
		P-TV 15/12/12 L
		P-TV 15/15/8 L
		P-TV 15/15/12 L
		P-TV 18/12/12 L
		P-TV 18/18/10 L
		P-TV 18/18/12 L
		P-TV 22/22/10 L
		P-TV 22/22/15 L

P-GSV ...

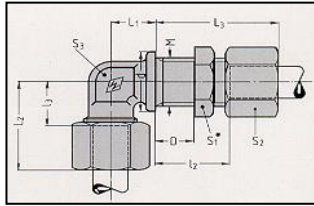


Rechte schotkoppeling
Union double de cloison

		Type
		P-GSV 6 L
		P-GSV 8 L
		P-GSV 10 L
		P-GSV 12 L
		P-GSV 15 L
		P-GSV 18 L
		P-GSV 22 L
		P-GSV 28 L
		P-GSV 35 L
		P-GSV 42 L
		P-GSV 6 S
		P-GSV 8 S
		P-GSV 10 S
		P-GSV 12 S
		P-GSV 14 S
		P-GSV 16 S
		P-GSV 20 S
		P-GSV 25 S
		P-GSV 30 S
		P-GSV 38 S

Tubefittings

P-WSV ...



Haakse schotkoppeling
Equerre de cloison

		Type
		P-WSV 6 L
		P-WSV 8 L
		P-WSV 10 L
		P-WSV 12 L
		P-WSV 15 L
		P-WSV 18 L
		P-WSV 22 L
		P-WSV 28 L
		P-WSV 35 L
		P-WSV 42 L
		P-WSV 6 S
		P-WSV 8 S
		P-WSV 10 S
		P-WSV 12 S
		P-WSV 14 S
		P-WSV 16 S
		P-WSV 20 S
		P-WSV 25 S
		P-WSV 30 S
		P-WSV 38 S

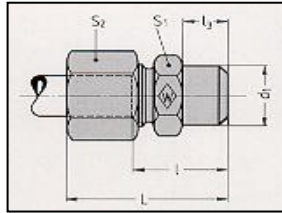
Muttern für Schott- verschraubungen

Zeskantmoer voor schotkoppeling

		Type
		M 12 x 1,5 für 6L
		M 14 x 1,5 für 8L / 6S
		M 16 x 1,5 für 10L / 8S
		M 18 x 1,5 für 12L / 10S
		M 20 x 1,5 für 12S
		M 22 x 1,5 für 15L / 14S
		M 24 x 1,5 für 16S
		M 26 x 1,5 für 18L
		M 30 x 2 für 22L / 20S
		M 36 x 2 für 28L / 25S
		M 42 x 2 für 30S
		M 45 x 2 für 35L
		M 52 x 2 für 42L / 38S

Tubefittings

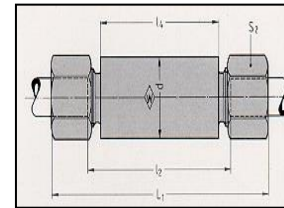
P-ASV ...



Laskoppeling
Union simple à souder

		Type
		P-ASV 6 L
		P-ASV 8 L
		P-ASV 10 L
		P-ASV 12 L
		P-ASV 15 L
		P-ASV 18 L
		P-ASV 22 L
		P-ASV 28 L
		P-ASV 35 L
		P-ASV 42 L
		P-ASV 6 S
		P-ASV 8 S
		P-ASV 10 S
		P-ASV 12 S
		P-ASV 14 S
		P-ASV 16 S
		P-ASV 20 S
		P-ASV 25 S
		P-ASV 30 S
		P-ASV 38 S

P-ESV ...

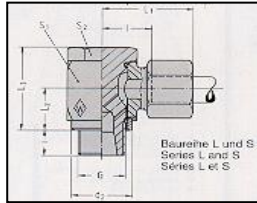


Las-schotkoppeling
Union double de cloison à souder

		Type
		P-ESV 6 L
		P-ESV 8 L
		P-ESV 10 L
		P-ESV 12 L
		P-ESV 15 L
		P-ESV 18 L
		P-ESV 22 L
		P-ESV 28 L
		P-ESV 35 L
		P-ESV 42 L
		P-ESV 6 S
		P-ESV 8 S
		P-ESV 10 S
		P-ESV 12 S
		P-ESV 14 S
		P-ESV 16 S
		P-ESV 20 S
		P-ESV 25 S
		P-ESV 30 S
		P-ESV 38 S

Tubefittings

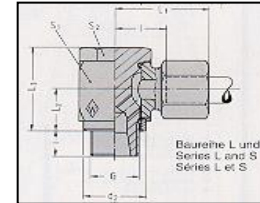
P-RSWV ... R



Haakse zwenkkoppeling
Raccord orientable

		Type
		S-RSWV 4LLR
		S-RSWV 6LLR
		S-RSWV 8 LLR
		P-RSWV 6 LR
		P-RSWV 6 LR 1/4
		P-RSWV 8 LR
		P-RSWV 10 LR
		P-RSWV 12 LR 1/4
		P-RSWV 12 LR
		P-RSWV 15 LR
		P-RSWV 18 LR
		P-RSWV 22 LR
		P-RSWV 28 LR
		P-RSWV 35 LR
		P-RSWV 42 LR
		P-RSWV 6 SR
		P-RSWV 8 SR
		P-RSWV 10 SR
		P-RSWV 12 SR
		P-RSWV 14 SR
		P-RSWV 16 SR
		P-RSWV 20 SR
		P-RSWV 25 SR
		P-RSWV 30 SR
		P-RSWV 38 SR

P-RSWV ... R-WD

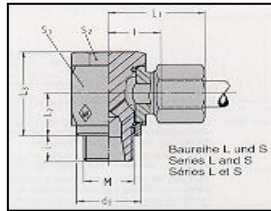


Haakse zwenkkoppeling
Raccord orientable

		Type
		P-RSWV 6 LR - WD
		P-RSWV 6 LR 1/4 - WD
		P-RSWV 8 LR - WD
		P-RSWV 10 LR - WD
		P-RSWV 12 LR 1/4 - WD
		P-RSWV 12 LR - WD
		P-RSWV 15 LR - WD
		P-RSWV 18 LR - WD
		P-RSWV 22 LR - WD
		P-RSWV 28 LR - WD
		P-RSWV 35 LR - WD
		P-RSWV 42 LR - WD
		P-RSWV 6 SR - WD
		P-RSWV 8 SR - WD
		P-RSWV 10 SR - WD
		P-RSWV 12 SR - WD
		P-RSWV 14 SR - WD
		P-RSWV 16 SR - WD
		P-RSWV 20 SR - WD
		P-RSWV 25 SR - WD
		P-RSWV 30 SR - WD
		P-RSWV 38 SR - WD

Tubefittings

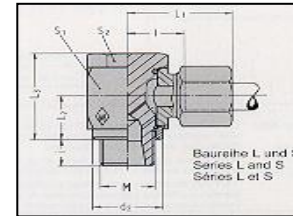
P-RSWV ... M



Haakse zwenkkoppeling
Raccord orientable

		Type
		S-RSWV 4 LLM
		S-RSWV 6 LLM
		S-RSWV 8 LLM
		P-RSWV 6 LM
		P-RSWV 8 LM
		P-RSWV 10 LM
		P-RSWV 12 LM
		P-RSWV 12 LM18 x 1,5
		P-RSWV 15 LM
		P-RSWV 18 LM
		P-RSWV 22 LM
		P-RSWV 28 LM
		P-RSWV 35 LM
		P-RSWV 42 LM
		P-RSWV 6 SM
		P-RSWV 8 SM
		P-RSWV 10 SM
		P-RSWV 12 SM
		P-RSWV 14 SM
		P-RSWV 16 SM
		P-RSWV 20 SM
		P-RSWV 25 SM
		P-RSWV 30 SM
		P-RSWV 38 SM

P-RSWV ... M - WD



Haakse zwenkkoppeling
Raccord orientable

		Type
		P-RSWV 6 LM - WD
		P-RSWV 8 LM - WD
		P-RSWV 10 LM - WD
		P-RSWV 12 LM - WD
		P-RSWV 12 LM18 x 1,5-WD
		P-RSWV 15 LM - WD
		P-RSWV 18 LM - WD
		P-RSWV 22 LM - WD
		P-RSWV 28 LM - WD
		P-RSWV 35 LM - WD
		P-RSWV 42 LM - WD
		P-RSWV 6 SM - WD
		P-RSWV 8 SM - WD
		P-RSWV 10 SM - WD
		P-RSWV 12 SM - WD
		P-RSWV 14 SM - WD
		P-RSWV 16 SM - WD
		P-RSWV 20 SM - WD
		P-RSWV 25 SM - WD
		P-RSWV 30 SM - WD
		P-RSWV 38 SM - WD

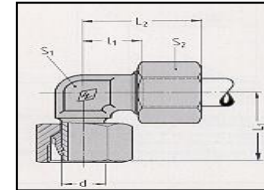
Tubefittings

P-EWV ...

Haakse koppeling
Union Equerre

		Type
		P-EWV 6 L
		P-EWV 8 L
		P-EWV 10 L
		P-EWV 12 L
		P-EWV 15 L
		P-EWV 18 L
		P-EWV 22 L
		P-EWV 28 L
		P-EWV 6 S
		P-EWV 8 S
		P-EWV 10 S
		P-EWV 12 S
		P-EWV 14 S
		P-EWV 16 S

P-EWV ... (SV)

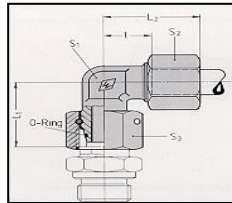


Haakse koppeling
Union Equerre

Code nr.	Referentie	Type
		P-EWV 6 L-SV
		P-EWV 8 L-SV
		P-EWV 10 L-SV
		P-EWV 12 L-SV
		P-EWV 15 L-SV
		P-EWV 18 L-SV
		P-EWV 22 L-SV
		P-EWV 28 L-SV
		P-EWV 6 S-SV
		P-EWV 8 S-SV
		P-EWV 10 S-SV
		P-EWV 12 S-SV
		P-EWV 14 S-SV
		P-EWV 16 S-SV

Tubefittings

P-EWVD ...

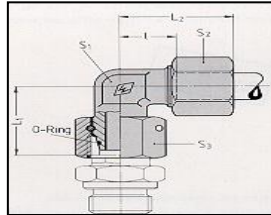


Instelbare haakse koppeling
Equerre orientable mâle

		Type
		P-EWVD 6 L
		P-EWVD 8 L
		P-EWVD 10 L
		P-EWVD 12 L
		P-EWVD 15 L
		P-EWVD 18 L
		P-EWVD 22 L
		P-EWVD 28 L
		P-EWVD 35 L
		P-EWVD 42 L
		P-EWVD 6 S
		P-EWVD 8 S
		P-EWVD 10 S
		P-EWVD 12 S
		P-EWVD 14 S
		P-EWVD 16 S
		P-EWVD 20 S
		P-EWVD 25 S
		P-EWVD 30 S
		P-EWVD 38 S

Tubefittings

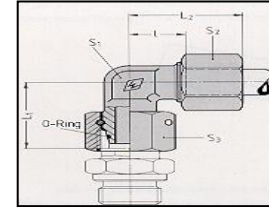
P-EWEVD ... R-WD



Instelbare haakse koppeling
Equerre orientable mâle

		Type
		P-EWEVD 6 LR - WD
		P-EWEVD 8 LR - WD
		P-EWEVD 10 LR - WD
		P-EWEVD 12 LR - WD
		P-EWEVD 15 LR - WD
		P-EWEVD 18 LR - WD
		P-EWEVD 22 LR - WD
		P-EWEVD 28 LR - WD
		P-EWEVD 35 LR - WD
		P-EWEVD 42 LR - WD
		P-EWEVD 6 SR - WD
		P-EWEVD 8 SR - WD
		P-EWEVD 10 SR - WD
		P-EWEVD 12 SR - WD
		P-EWEVD 14 SR - WD
		P-EWEVD 16 SR - WD
		P-EWEVD 20 SR - WD
		P-EWEVD 25 SR - WD
		P-EWEVD 30 SR - WD
		P-EWEVD 38 SR - WD

P-EWEVD ... M-WD



Instelbare haakse koppeling
Equerre orientable mâle

		Type
		P-EWEVD 6 LM - WD
		P-EWEVD 8 LM - WD
		P-EWEVD 10 LM - WD
		P-EWEVD 12 LM - WD
		P-EWEVD 15 LM - WD
		P-EWEVD 18 LM - WD
		P-EWEVD 22 LM - WD
		P-EWEVD 28 LM - WD
		P-EWEVD 35 LM - WD
		P-EWEVD 42 LM - WD
		P-EWEVD 6 SM - WD
		P-EWEVD 8 SM - WD
		P-EWEVD 10 SM - WD
		P-EWEVD 12 SM - WD
		P-EWEVD 14 SM - WD
		P-EWEVD 16 SM - WD
		P-EWEVD 20 SM - WD
		P-EWEVD 25 SM - WD
		P-EWEVD 30 SM - WD
		P-EWEVD 38 SM - WD

Tubefittings

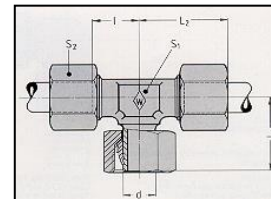
P-ETV ...

Instelbare T- koppeling
Té orientable

		Type
		P-ETV 6 L
		P-ETV 8 L
		P-ETV 10 L
		P-ETV 12 L
		P-ETV 15 L
		P-ETV 18 L
		P-ETV 22 L
		P-ETV 28 L
		P-ETV 6 S
		P-ETV 8 S
		P-ETV 10 S
		P-ETV 12 S
		P-ETV 14 S
		P-ETV 16 S

P-ETV ... (SV)

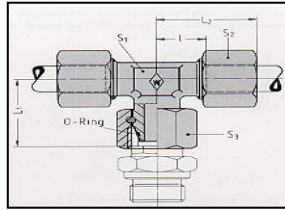
Instelbare T- koppeling
Té orientable



Code nr.	Referentie	Type
		P-ETV 6 L-SV
		P-ETV 8 L-SV
		P-ETV 10 L-SV
		P-ETV 12 L-SV
		P-ETV 15 L-SV
		P-ETV 18 L-SV
		P-ETV 22 L-SV
		P-ETV 28 L-SV
		P-ETV 6 S-SV
		P-ETV 8 S-SV
		P-ETV 10 S-SV
		P-ETV 12 S-SV
		P-ETV 14 S-SV
		P-ETV 16 S-SV

Tubefittings

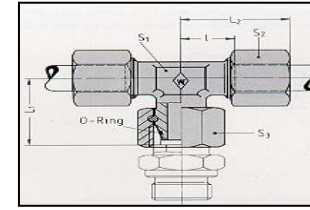
P-ETVD ...



Instelbare T- koppeling
Té orientable

		Type
		P-ETVD 6 L
		P-ETVD 8 L
		P-ETVD 10 L
		P-ETVD 12 L
		P-ETVD 15 L
		P-ETVD 18 L
		P-ETVD 22 L
		P-ETVD 28 L
		P-ETVD 35 L
		P-ETVD 42 L
		P-ETVD 6 S
		P-ETVD 8 S
		P-ETVD 10 S
		P-ETVD 12 S
		P-ETVD 14 S
		P-ETVD 16 S
		P-ETVD 20 S
		P-ETVD 25 S
		P-ETVD 30 S
		P-ETVD 38 S

P-EDEV ... R-WD

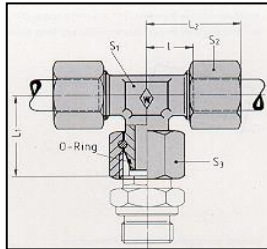


Instelbare T- inschroefkoppeling
Té orientable mâle

		Type
		P-EDEV 6 LR - WD
		P-EDEV 8 LR - WD
		P-EDEV 10 LR - WD
		P-EDEV 12 LR - WD
		P-EDEV 15 LR - WD
		P-EDEV 18 LR - WD
		P-EDEV 22 LR - WD
		P-EDEV 28 LR - WD
		P-EDEV 35 LR - WD
		P-EDEV 42 LR - WD
		P-EDEV 6 SR - WD
		P-EDEV 8 SR - WD
		P-EDEV 10 SR - WD
		P-EDEV 12 SR - WD
		P-EDEV 14 SR - WD
		P-EDEV 16 SR - WD
		P-EDEV 20 SR - WD
		P-EDEV 25 SR - WD
		P-EDEV 30 SR - WD
		P-EDEV 38 SR - WD

Tubefittings

P-ETEVD ... M-WD



Instelbare T- inschroefkoppeling
Té orientable mâle

		Type
		P-ETEVD 6 LM - WD
		P-ETEVD 8 LM - WD
		P-ETEVD 10 LM - WD
		P-ETEVD 12 LM - WD
		P-ETEVD 15 LM - WD
		P-ETEVD 18 LM - WD
		P-ETEVD 22 LM - WD
		P-ETEVD 28 LM - WD
		P-ETEVD 35 LM - WD
		P-ETEVD 42 LM - WD
		P-ETEVD 6 SM - WD
		P-ETEVD 8 SM - WD
		P-ETEVD 10 SM - WD
		P-ETEVD 12 SM - WD
		P-ETEVD 14 SM - WD
		P-ETEVD 16 SM - WD
		P-ETEVD 20 SM - WD
		P-ETEVD 25 SM - WD
		P-ETEVD 30 SM - WD
		P-ETEVD 38 SM - WD

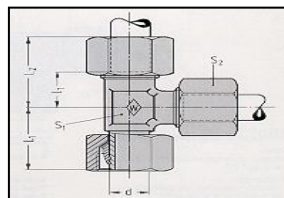
P-ELV ...

Instelbare L- koppeling
Té renversé orientable

		Type
		P-ELV 6 L
		P-ELV 8 L
		P-ELV 10 L
		P-ELV 12 L
		P-ELV 15 L
		P-ELV 18 L
		P-ELV 22 L
		P-ELV 28 L
		P-ELV 6 S
		P-ELV 8 S
		P-ELV 10 S
		P-ELV 12 S
		P-ELV 14 S
		P-ELV 16 S

Tubefittings

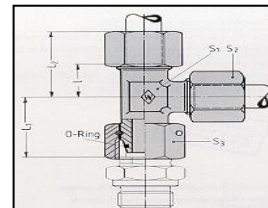
P-ELV ... (SV)



Instelbare L- koppeling
Té renversé orientable

Type	
	P-ELV 6 L-SV
	P-ELV 8 L-SV
	P-ELV 10 L-SV
	P-ELV 12 L-SV
	P-ELV 15 L-SV
	P-ELV 18 L-SV
	P-ELV 22 L-SV
	P-ELV 28 L-SV
	P-ELV 6 S-SV
	P-ELV 8 S-SV
	P-ELV 10 S-SV
	P-ELV 12 S-SV
	P-ELV 14 S-SV
	P-ELV 16 S-SV

P-ELVD ...



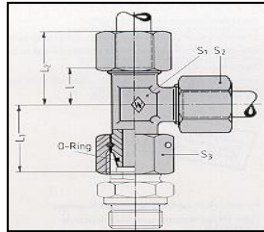
Instelbare L- koppeling
Té renversé orientable

Type	
	P-ELVD 6 L
	P-ELVD 8 L
	P-ELVD 10 L
	P-ELVD 12 L
	P-ELVD 15 L
	P-ELVD 18 L
	P-ELVD 22 L
	P-ELVD 28 L
	P-ELVD 35 L
	P-ELVD 42 L
	P-ELVD 6 S
	P-ELVD 8 S
	P-ELVD 10 S
	P-ELVD 12 S
	P-ELVD 14 S
	P-ELVD 16 S
	P-ELVD 20 S
	P-ELVD 25 S
	P-ELVD 30 S
	P-ELVD 38 S

Tubefittings

P-ELEVD ... R-WD

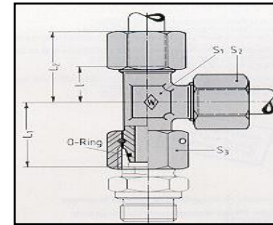
Instelbare L- koppeling
Té renversé orientable



Type	
	P-ELEVD 6 LR - WD
	P-ELEVD 8 LR - WD
	P-ELEVD 10 LR - WD
	P-ELEVD 12 LR - WD
	P-ELEVD 15 LR - WD
	P-ELEVD 18 LR - WD
	P-ELEVD 22 LR - WD
	P-ELEVD 28 LR - WD
	P-ELEVD 35 LR - WD
	P-ELEVD 42 LR - WD
	P-ELEVD 6 SR - WD
	P-ELEVD 8 SR - WD
	P-ELEVD 10 SR - WD
	P-ELEVD 12 SR - WD
	P-ELEVD 14 SR - WD
	P-ELEVD 16 SR - WD
	P-ELEVD 20 SR - WD
	P-ELEVD 25 SR - WD
	P-ELEVD 30 SR - WD
	P-ELEVD 38 SR - WD

P-ELEVD ... M-WD

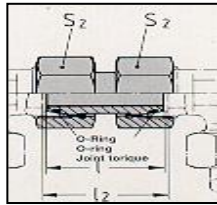
Instelbare L- koppeling
Té renversé orientable



Type	
	P-ELEVD 6 LM - WD
	P-ELEVD 8 LM - WD
	P-ELEVD 10 LM - WD
	P-ELEVD 12 LM - WD
	P-ELEVD 15 LM - WD
	P-ELEVD 18 LM - WD
	P-ELEVD 22 LM - WD
	P-ELEVD 28 LM - WD
	P-ELEVD 35 LM - WD
	P-ELEVD 42 LM - WD
	P-ELEVD 6 SM - WD
	P-ELEVD 8 SM - WD
	P-ELEVD 10 SM - WD
	P-ELEVD 12 SM - WD
	P-ELEVD 14 SM - WD
	P-ELEVD 16 SM - WD
	P-ELEVD 20 SM - WD
	P-ELEVD 25 SM - WD
	P-ELEVD 30 SM - WD
	P-ELEVD 38 SM - WD

Tubefittings

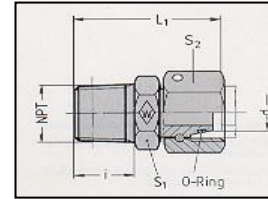
SNV ...



Rechte koppelingen
Union double

		Type
		SNV 6 L
		SNV 8 L
		SNV 10 L
		SNV 12 L
		SNV 15 L
		SNV 18 L
		SNV 22 L
		SNV 28 L
		SNV 35 L
		SNV 42 L
		SNV 6 S
		SNV 8 S
		SNV 10 S
		SNV 12 S
		SNV 14 S
		SNV 16 S
		SNV 20 S
		SNV 25 S
		SNV 30 S
		SNV 38 S

P-EGESD ... NPT

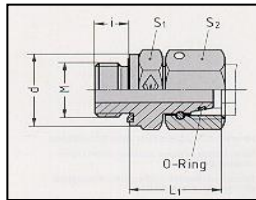


Rechte inschroefstukken
Raccord d'orientation

		Type
		EGESD 6 L/ 1/8 NPT
		EGESD 8 L/ 1/4 NPT
		EGESD 10 L/ 1/4 NPT
		EGESD 12 L/ 3/8 NPT
		EGESD 15 L/ 1/2 NPT
		EGESD 18 L/ 1/2 NPT
		EGESD 22 L/ 3/4 NPT
		EGESD 28 L/ 1" NPT
		EGESD 35 L/ 1" 1/4 NPT
		EGESD 42 L/ 1" 1/2 NPT
		EGESD 6 S/ 1/4 NPT
		EGESD 8 S/ 1/4 NPT
		EGESD 10 S/ 3/8 NPT
		EGESD 12 S/ 3/8 NPT
		EGESD 14 S/ 1/2 NPT
		EGESD 16 S/ 1/2 NPT
		EGESD 20 S/ 3/4 NPT
		EGESD 25 S/ 1" NPT
		EGESD 30 S/ 1" 1/4 NPT
		EGESD 38 S/ 1" 1/2 NPT

Tubefittings

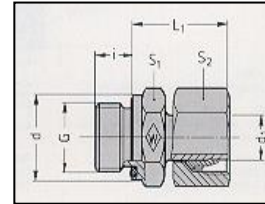
P-EGES ... R-WD



Rechte inschroefstukken
Raccord d'orientation

		Type
		P-EGES 6 LR - WD
		P-EGES 8 LR - WD
		P-EGES 10 LR - WD
		P-EGES 12 LR1/4 - WD
		P-EGES 12 LR - WD
		P-EGES 15 LR - WD
		P-EGES 15 LR3/8 - WD
		P-EGES 18 LR - WD
		P-EGES 22 LR - WD
		P-EGES 6 SR - WD
		P-EGES 8 SR - WD
		P-EGES 10 SR - WD
		P-EGES 12 SR - WD
		P-EGES 12 SR1/2 - WD
		P-EGES 14 SR - WD
		P-EGES 16 SR - WD
		P-EGES 16 SR3/4 - WD

P-EGES ... R-WD- (SV)

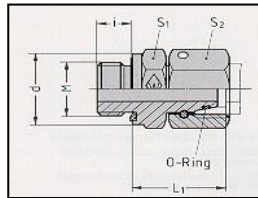


Rechte inschroefstukken
Raccord d'orientation

		Type
		P-EGES 6 LR - WD-SV
		P-EGES 8 LR - WD-SV
		P-EGES 10 LR - WD-SV
		P-EGES 12 LR1/4 - WD-SV
		P-EGES 12 LR - WD-SV
		P-EGES 15 LR - WD-SV
		P-EGES 15 LR3/8 - WD-SV
		P-EGES 18 LR - WD-SV
		P-EGES 22 LR - WD-SV
		P-EGES 6 SR - WD-SV
		P-EGES 8 SR - WD-SV
		P-EGES 10 SR - WD-SV
		P-EGES 12 SR - WD-SV
		P-EGES 12 SR1/2 - WD-SV
		P-EGES 14 SR - WD-SV
		P-EGES 16 SR - WD-SV
		P-EGES 16 SR3/4 - WD-SV

Tubefittings

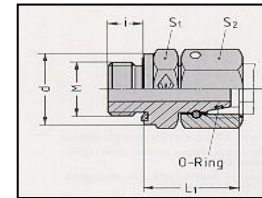
EGESD ... R-WD



Rechte inschroefstukken
Raccord d'orientation

		Type
		EGESD 6 LR - WD
		EGESD 8 LR - WD
		EGESD 10 LR - WD
		EGESD 12 LR1/4 - WD
		EGESD 12 LR - WD
		EGESD 15 LR - WD
		EGESD 18 LR - WD
		EGESD 22 LR - WD
		EGESD 28 LR - WD
		EGESD 35 LR - WD
		EGESD 42 LR - WD
		EGESD 6 SR - WD
		EGESD 8 SR - WD
		EGESD 10 SR - WD
		EGESD 12 SR - WD
		EGESD 12 SR1/2 - WD
		EGESD 14 SR - WD
		EGESD 16 SR - WD
		EGESD 20 SR - WD
		EGESD 25 SR - WD
		EGESD 30 SR - WD
		EGESD 38 SR - WD

EGESD ... M-WD



Rechte inschroefstukken
Raccord d'orientation

		Type
		EGESD 6 LM - WD
		EGESD 8 LM - WD
		EGESD 10 LM - WD
		EGESD 12 LM - WD
		EGESD 15 LM - WD
		EGESD 18 LM - WD
		EGESD 22 LM - WD
		EGESD 28 LM - WD
		EGESD 35 LM - WD
		EGESD 42 LM - WD
		EGESD 6 SM - WD
		EGESD 8 SM - WD
		EGESD 10 SM - WD
		EGESD 12 SM - WD
		EGESD 14 SM - WD
		EGESD 16 SM - WD
		EGESD 20 SM - WD
		EGESD 25 SM - WD
		EGESD 30 SM - WD
		EGESD 38 SM - WD

Tubefittings

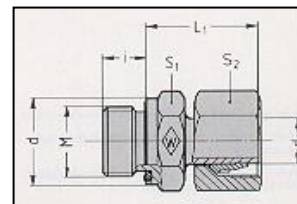
P-EGES ... M-WD

Rechte inschroefstukken
Raccord d'orientation

Code nr.	Referentie	Type
		P-EGES 6 LM - WD
		P-EGES 8 LM - WD
		P-EGES 10 LM - WD
		P-EGES 12 LM - WD
		P-EGES 15 LM - WD
		P-EGES 18 LM - WD
		P-EGES 22 LM - WD
		P-EGES 6 SM - WD
		P-EGES 8 SM - WD
		P-EGES 10 SM - WD
		P-EGES 12 SM - WD
		P-EGES 14 SM - WD
		P-EGES 16 SM - WD

P-EGES ... M-WD- (SV)

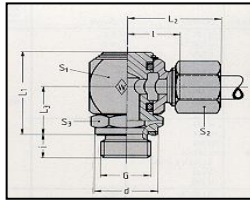
Rechte inschroefstukken
Raccord d'orientation



		Type
		P-EGES 6 LM - WD-SV
		P-EGES 8 LM - WD-SV
		P-EGES 10 LM - WD-SV
		P-EGES 12 LM - WD-SV
		P-EGES 15 LM - WD-SV
		P-EGES 18 LM - WD-SV
		P-EGES 22 LM - WD-SV
		P-EGES 6 SM - WD-SV
		P-EGES 8 SM - WD-SV
		P-EGES 10 SM - WD-SV
		P-EGES 12 SM - WD-SV
		P-EGES 14 SM - WD-SV
		P-EGES 16 SM - WD-SV

Tubefittings

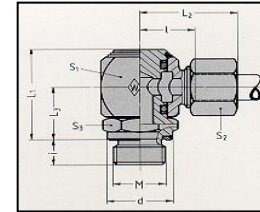
P-DGWEV ... R-WD



Haakse zwenk koppeling
Raccord orientable tournant

		Type
		P-DGWEV 6 LR - WD
		P-DGWEV 6 LR1/4 - WD
		P-DGWEV 8 LR - WD
		P-DGWEV 10 LR - WD
		P-DGWEV 10 LR3/8 - WD
		P-DGWEV 12 LR - WD
		P-DGWEV 12 LR1/2 - WD
		P-DGWEV 15 LR - WD
		P-DGWEV 18 LR - WD
		P-DGWEV 22 LR - WD
		P-DGWEV 28 LR - WD
		P-DGWEV 35 LR - WD
		P-DGWEV 42 LR - WD
		P-DGWEV 6 SR - WD
		P-DGWEV 8 SR - WD
		P-DGWEV 10 SR - WD
		P-DGWEV 12 SR - WD
		P-DGWEV 14 SR - WD
		P-DGWEV 16 SR - WD
		P-DGWEV 20 SR - WD
		P-DGWEV 25 SR - WD
		P-DGWEV 30 SR - WD
		P-DGWEV 38 SR - WD

P-DGWEV ... M-WD

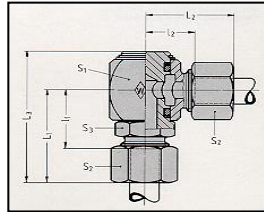


Haakse zwenk koppeling
Raccord orientable tournant

		Type
		P-DGWEV 6 LM - WD
		P-DGWEV6LM12x1,5-WD
		P-DGWEV 8 LM - WD
		P-DGWEV8LM14x1,5-WD
		P-DGWEV 10 LM - WD
		P-DGWEV10LM16x1,5-WD
		P-DGWEV 12 LM - WD
		P-DGWEV12LM18x1,5-WD
		P-DGWEV 15 LM - WD
		P-DGWEV 18 LM - WD
		P-DGWEV 22 LM - WD
		P-DGWEV 28 LM - WD
		P-DGWEV 35 LM - WD
		P-DGWEV 42 LM - WD
		P-DGWEV 6 SM - WD
		P-DGWEV 8 SM - WD
		P-DGWEV 10 SM - WD
		P-DGWEV 12 SM - WD
		P-DGWEV 14 SM - WD
		P-DGWEV 16 SM - WD
		P-DGWEV 20 SM - WD
		P-DGWEV 25 SM - WD
		P-DGWEV 30 SM - WD
		P-DGWEV 38 SM - WD

Tubefittings

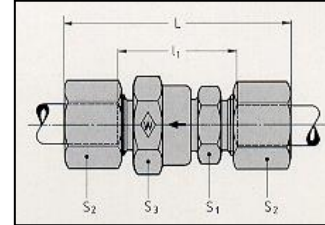
P-DGWV ...



Haakse zwenk koppeling
Raccord orientable

		Type
		P-DGWV 6 L
		P-DGWV 8 L
		P-DGWV 10 L
		P-DGWV 12 L
		P-DGWV 15 L
		P-DGWV 18 L
		P-DGWV 22 L
		P-DGWV 28 L
		P-DGWV 35 L
		P-DGWV 42 L
		P-DGWV 6 S
		P-DGWV 8 S
		P-DGWV 10 S
		P-DGWV 12 S
		P-DGWV 14 S
		P-DGWV 16 S
		P-DGWV 20 S
		P-DGWV 25 S
		P-DGWV 30 S
		P-DGWV 38 S

P-RV



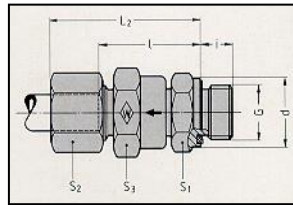
Terugslagklep
Clapet anti-retour

		Type
		P-RV 6 L
		P-RV 8 L
		P-RV 10 L
		P-RV 12 L
		P-RV 15 L
		P-RV 18 L
		P-RV 22 L
		P-RV 28 L
		P-RV 35 L
		P-RV 42 L
		P-RV 6 S
		P-RV 8 S
		P-RV 10 S
		P-RV 12 S
		P-RV 14 S
		P-RV 16 S
		P-RV 20 S
		P-RV 25 S
		P-RV 30 S
		P-RV 38 S
6338510	5370480	

Standard öffnungsdruck 1 Bar

Tubefittings

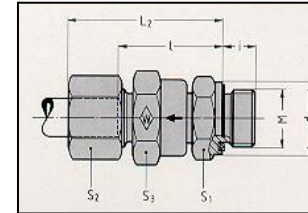
P-RVV ... R-WD



Inschroef terugslagklep
Clapet anti-retour mâle

		Type
		P-RVV 6 LR - WD
		P-RVV 8 LR - WD
		P-RVV 10 LR - WD
		P-RVV 12 LR - WD
		P-RVV 15 LR - WD
		P-RVV 18 LR - WD
		P-RVV 22 LR - WD
		P-RVV 28 LR - WD
		P-RVV 35 LR - WD
		P-RVV 42 LR - WD
		P-RVV 6 SR - WD
		P-RVV 8 SR - WD
		P-RVV 10 SR - WD
		P-RVV 12 SR - WD
		P-RVV 14 SR - WD
		P-RVV 16 SR - WD
		P-RVV 20 SR - WD
		P-RVV 25 SR - WD
		P-RVV 30 SR - WD
		P-RVV 38 SR - WD

P-RVV ... M-WD



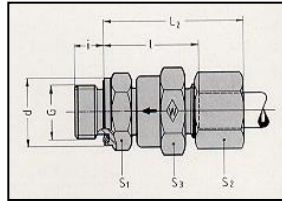
Inschroef terugslagklep
Clapet anti-retour mâle

		Type
		P-RVV 6 LM - WD
		P-RVV 8 LM - WD
		P-RVV 10 LM - WD
		P-RVV 12 LM - WD
		P-RVV 15 LM - WD
		P-RVV 18 LM - WD
		P-RVV 22 LM - WD
		P-RVV 28 LM - WD
		P-RVV 35 LM - WD
		P-RVV 42 LM - WD
		P-RVV 6 SM - WD
		P-RVV 8 SM - WD
		P-RVV 10 SM - WD
		P-RVV 12 SM - WD
		P-RVV 14 SM - WD
		P-RVV 16 SM - WD
		P-RVV 20 SM - WD
		P-RVV 25 SM - WD
		P-RVV 30 SM - WD
		P-RVV 38 SM - WD

Standard öffnungsdruck 1 Bar.

Tubefittings

P-RVZ ... R-WD

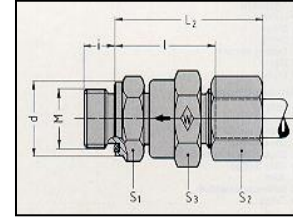


Inschroef terugslagklep
Clapet anti-retour mâle

	Type
	P-RVZ 6 LR - WD
	P-RVZ 8 LR - WD
	P-RVZ 10 LR - WD
	P-RVZ 12 LR - WD
	P-RVZ 15 LR - WD
	P-RVZ 18 LR - WD
	P-RVZ 22 LR - WD
	P-RVZ 28 LR - WD
	P-RVZ 35 LR - WD
	P-RVZ 42 LR - WD
	P-RVZ 6 SR - WD
	P-RVZ 8 SR - WD
	P-RVZ 10 SR - WD
	P-RVZ 12 SR - WD
	P-RVZ 14 SR - WD
	P-RVZ 16 SR - WD
	P-RVZ 20 SR - WD
	P-RVZ 25 SR - WD
	P-RVZ 30 SR - WD
	P-RVZ 38 SR - WD

Standard öffnungsdruck 1 Bar.

P-RVZ ... M-WD



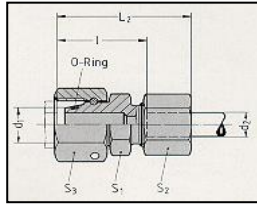
Inschroef terugslagklep
Clapet anti-retour mâle

	Type
	P-RVZ 6 LM - WD
	P-RVZ 8 LM - WD
	P-RVZ 10 LM - WD
	P-RVZ 12 LM - WD
	P-RVZ 15 LM - WD
	P-RVZ 18 LM - WD
	P-RVZ 22 LM - WD
	P-RVZ 28 LM - WD
	P-RVZ 35 LM - WD
	P-RVZ 42 LM - WD
	P-RVZ 6 SM - WD
	P-RVZ 8 SM - WD
	P-RVZ 10 SM - WD
	P-RVZ 12 SM - WD
	P-RVZ 14 SM - WD
	P-RVZ 16 SM - WD
	P-RVZ 20 SM - WD
	P-RVZ 25 SM - WD
	P-RVZ 30 SM - WD
	P-RVZ 38 SM - WD

Standard öffnungsdruck 1 Bar.

Tubefittings

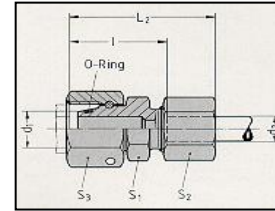
P-REDVD .../...



Verloopnippel
Raccord de réduction

		Type
		P-REDVD 8/6 L
		P-REDVD 10/6 L
		P-REDVD 10/8 L
		P-REDVD 12/6 L
		P-REDVD 12/8 L
		P-REDVD 12/10 L
		P-REDVD 15/6 L
		P-REDVD 15/8 L
		P-REDVD 15/10 L
		P-REDVD 15/12 L
		P-REDVD 18/6 L
		P-REDVD 18/8 L
		P-REDVD 18/10 L
		P-REDVD 18/12 L
		P-REDVD 18/15 L
		P-REDVD 22/6 L
		P-REDVD 22/8 L
		P-REDVD 22/10 L
		P-REDVD 22/12 L
		P-REDVD 22/15 L
		P-REDVD 22/18 L

P-REDVD .../...

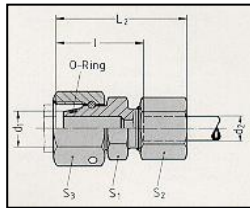


Verloopnippel
Raccord de réduction

		Type
		P-REDVD 28/6 L
		P-REDVD 28/8 L
		P-REDVD 28/10 L
		P-REDVD 28/12 L
		P-REDVD 28/15 L
		P-REDVD 28/18 L
		P-REDVD 28/22 L
		P-REDVD 35/6 L
		P-REDVD 35/8 L
		P-REDVD 35/10 L
		P-REDVD 35/12 L
		P-REDVD 35/15 L
		P-REDVD 35/18 L
		P-REDVD 35/22 L
		P-REDVD 35/28 L
		P-REDVD 42/6 L
		P-REDVD 42/8 L
		P-REDVD 42/10 L
		P-REDVD 42/12 L
		P-REDVD 42/15 L
		P-REDVD 42/18 L
		P-REDVD 42/22 L
		P-REDVD 42/28 L
		P-REDVD 42/35 L

Tubefittings

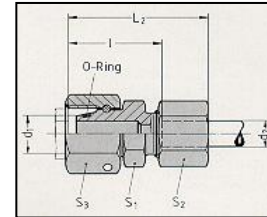
P-REDVD .../...



Verlooppnippel
Raccord de réduction

Type	
	P-REDVD 8/6 S
	P-REDVD 10/6 S
	P-REDVD 10/8 S
	P-REDVD 12/6 S
	P-REDVD 12/8 S
	P-REDVD 12/10 S
	P-REDVD 14/6 S
	P-REDVD 14/8 S
	P-REDVD 14/10 S
	P-REDVD 14/12 S
	P-REDVD 16/6 S
	P-REDVD 16/8 S
	P-REDVD 16/10 S
	P-REDVD 16/12 S
	P-REDVD 16/14 S
	P-REDVD 20/6 S
	P-REDVD 20/8 S
	P-REDVD 20/10 S
	P-REDVD 20/12 S
	P-REDVD 20/14 S
	P-REDVD 20/16 S

P-REDVD .../...

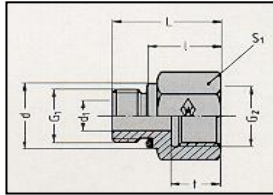


Verlooppnippel
Raccord de réduction

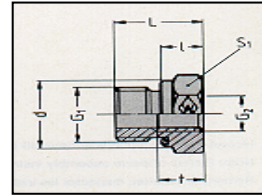
Type	
	P-REDVD 25/6 S
	P-REDVD 25/8 S
	P-REDVD 25/10 S
	P-REDVD 25/12 S
	P-REDVD 25/14 S
	P-REDVD 25/16 S
	P-REDVD 25/20 S
	P-REDVD 30/6 S
	P-REDVD 30/8 S
	P-REDVD 30/10 S
	P-REDVD 30/12 S
	P-REDVD 30/14 S
	P-REDVD 30/16 S
	P-REDVD 30/20 S
	P-REDVD 30/25 S
	P-REDVD 38/6 S
	P-REDVD 38/8 S
	P-REDVD 38/10 S
	P-REDVD 38/12 S
	P-REDVD 38/14 S
	P-REDVD 38/16 S
	P-REDVD 38/20 S
	P-REDVD 38/25 S
	P-REDVD 38/30 S

Tubefittings

RED - R ... WD

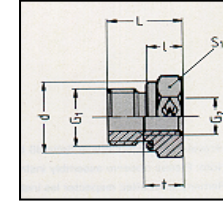
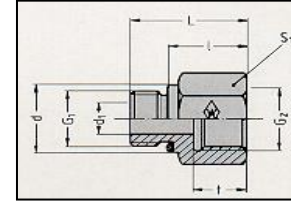


Draad verloopstukken
Réduction fietée



Draad verloopstukken
Réduction fietée

RED - R ... WD

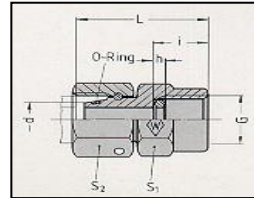


	Type
	RED-R 3/8"-WD/R 1/8"
	RED-R 1/2"-WD/R 1/8"
	RED-R 1/2"-WD/R 1/4"
	RED-R 3/4"-WD/R 1/4"
	RED-R 3/4"-WD/R 3/8"
	RED-R 1"-WD/R 1/4"
	RED-R 1"-WD/R 3/8"
	RED-R 1"-WD/R 1/2"
	RED-R 1"1/4 -WD/R 1/2"
	RED-R 1"1/4 -WD/R 3/4"
	RED-R 1"1/2-WD/R 1/2"
	RED-R 1"1/2-WD/R 3/4"
	RED-R 1"1/2-WD/R 1"
	RED-R 1/8"-WD/R 1/4"
	RED-R 1/8"-WD/R 3/8"
	RED-R 1/4"-WD/R 1/8"
	RED-R 1/4"-WD/R 3/8"
	RED-R 1/4"-WD/R 1/2"
	RED-R 1/4"-WD/R 3/4"
	RED-R 3/8"-WD/R 1/4"
	RED-R 3/8"-WD/R 1/2"
	RED-R 3/8"-WD/R 3/4"

	Type
	RED-R 1/2"-WD/R 3/8"
	RED-R 1/2"-WD/R 3/4"
	RED-R 1/2"-WD/R 1"
	RED-R 1/2"-WD/R 1"1/4"
	RED-R 3/4"-WD/R 1/2"
	RED-R 3/4"-WD/R 1"
	RED-R 3/4"-WD/R 1"1/4"
	RED-R 3/4"-WD/R 1"1/2"
	RED-R 1"-WD/R 3/4"
	RED-R 1"-WD/R 1"1/4"
	RED-R 1"-WD/R 1"1/2"
	RED-R 1"1/4 -WD/R 1"
	RED-R 1"1/4 -WD/R 1"1/2"
	RED-R 1"1/2 -WD/R 1"1/4"

Tubefittings

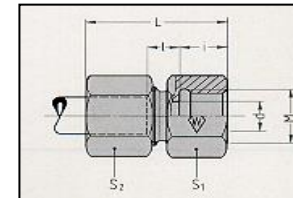
EMASD . . . R



Manometer opschroefkoppeling
Raccord pour manomètre avec embout lisse

Code nr.	Referentie	Type
		EMASD 6 LR
		EMASD 8 LR
		EMASD 10 LR
		EMASD 12 LR
		EMASD 6 SR
		EMASD 8 SR
		EMASD 10 SR
		EMASD 12 SR

P-MAV . . . R

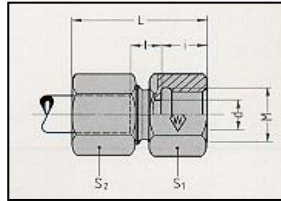


Manometer opschroefkoppeling
Raccord pour manomètre avec embout lisse

		Type
		P-MAV 6 LR
		P-MAV 8 LR
		P-MAV 10 LR
		P-MAV 12 LR
		P-MAV 6 SR
		P-MAV 8 SR
		P-MAV 10 SR
		P-MAV 12 SR

Tubefittings

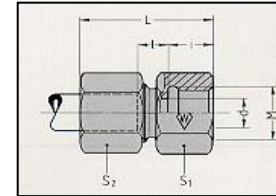
P-GAV...R



Rechte opschroefkoppeling
Union simple femelle

		Type
		P-GAV 6 LR
		P-GAV 8 LR
		P-GAV 10 LR
		P-GAV 12 LR 1/4
		P-GAV 12 LR
		P-GAV 15 LR
		P-GAV 18 LR
		P-GAV 22 LR
		P-GAV 28 LR
		P-GAV 35 LR
		P-GAV 42 LR
		P-GAV 6 SR
		P-GAV 8 SR
		P-GAV 10 SR
		P-GAV 12 SR
		P-GAV 14 SR
		P-GAV 16 SR
		P-GAV 20 SR
		P-GAV 25 SR
		P-GAV 30 SR
		P-GAV 38 SR

P-GAV...M

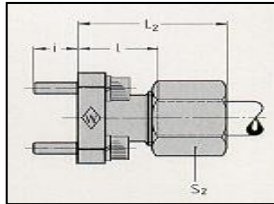


Rechte opschroefkoppeling
Union simple femelle

		Type
		P-GAV 6 LM
		P-GAV 8 LM
		P-GAV 10 LM
		P-GAV 12 LM
		P-GAV 15 LM
		P-GAV 18 LM
		P-GAV 22 LM
		P-GAV 6 SM
		P-GAV 8 SM
		P-GAV 10 SM
		P-GAV 12 SM
		P-GAV 14 SM
		P-GAV 16 SM
		P-GAV 20 SM

Tubefittings

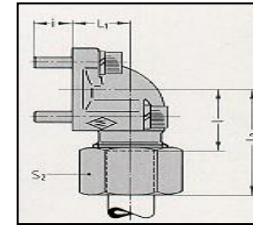
P-GFV ...



Rechte flenskoppeling
Union simple à bride

		Type
		P-GFV 10 L-35
		P-GFV 12 L-35
		P-GFV 15 L-35
		P-GFV 16 S-35
		P-GFV 15 L-40
		P-GFV 18 L-40
		P-GFV 22 L-40
		P-GFV 28 L-40
		P-GFV 20 S-55

P-WFV ...

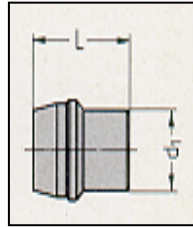


Haakse flenskoppeling
Union simple à bride en équerre

		Type
		P-WFV 10 L-35
		P-WFV 12 L-35
		P-WFV 15 L-35
		P-WFV 16 S-35
		P-WFV 20 S-35
		P-WFV 15 L-40
		P-WFV 18 L-40
		P-WFV 22 L-40
		P-WFV 28 L-40
		P-WFV 35 L-40
		P-WFV 20 S-40
		P-WFV 22 L-55
		P-WFV 35 L-55
		P-WFV 42 L-55
		P-WFV 20 S-55
		P-WFV 25 S-55
		P-WFV 30 S-55

Tubefittings

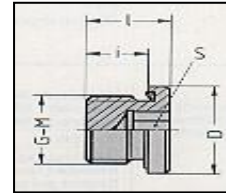
VSD ...



Afsluitstoppen
Bouchon obturateur

		Type
		VSD 4 LL
		VSD 6 LL
		VSD 8 LL
		VSD 6 L/S
		VSD 8 L/S
		VSD 10 L/S
		VSD 12 L/S
		VSD 15 L
		VSD 18 L
		VSD 22 L
		VSD 28 L
		VSD 35 L
		VSD 42 L
		VSD 14 S
		VSD 16 S
		VSD 20 S
		VSD 25 S
		VSD 30 S
		VSD 38 S

VS-R/M ... WD



Afsluitschroeven
Vis d'obturation

		Type
		VS-R 1/8 WD
		VS-R 1/4 WD
		VS-R 3/8 WD
		VS-R 1/2 WD
		VS-R 3/4 WD
		VS-R 1 WD
		VS-R 1" 1/4 WD
		VS-R 1" 1/2 WD
		VS-M 10 x 1 WD
		VS-M 12 x 1,5 WD
		VS-M 14 x 1,5 WD
		VS-M 16 x 1,5 WD
		VS-M 18 x 1,5 WD
		VS-M 20 x 1,5 WD
		VS-M 22 x 1,5 WD
		VS-M 26 x 1,5 WD
		VS-M 27 x 2 WD
		VS-M 33 x 2 WD
		VS-M 42 x 2 WD
		VS-M 48 x 2 WD

Tubefittings

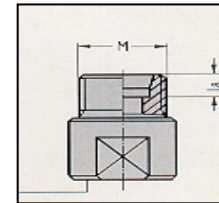
P-VSK

Afsluitstoppen
Bouchon obturateur

		Type
		P-VSK 6 L
		P-VSK 8 L
		P-VSK 10 L
		P-VSK 12 L
		P-VSK 15 L
		P-VSK 18 L
		P-VSK 22 L
		P-VSK 28 L
		P-VSK 35 L
		P-VSK 42 L
		P-VSK 6 S
		P-VSK 8 S
		P-VSK 10 S
		P-VSK 12 S
		P-VSK 14 S
		P-VSK 16 S
		P-VSK 20 S
		P-VSK 25 S
		P-VSK 30 S
		P-VSK 38 S

P-VK ...

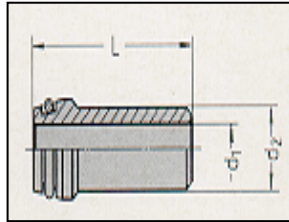
Insteekhuizen
Fourrure



		Type
		S-VK 4 LL
		S-VK 6 LL
		S-VK 8 LL
		P-VK 6 L
		P-VK 8 L
		P-VK 10 L
		P-VK 12 L
		P-VK 15 L
		P-VK 18 L
		P-VK 22 L
		P-VK 28 L
		P-VK 35 L
		P-VK 42 L
		P-VK 6 S
		P-VK 8 S
		P-VK 10 S
		P-VK 12 S
		P-VK 14 S
		P-VK 16 S
		P-VK 20 S
		P-VK 25 S
		P-VK 30 S
		P-VK 38 S

Tubefittings

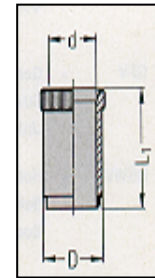
SN...



Lasnippel
Nipple à souder

		Type
		SN 8
		SN 10
		SN 12
		SN 16
		SN 20x3
		SN 20x4
		SN 25x3
		SN 25x4
		SN 30x4
		SN 30x5
		SN 30x6
		SN 38x4
		SN 38x5
		SN 38x6
		SN 38x7

EH...



Voormontage stukken
Bloc de pré-sertinage

		Type
		EH 4 Ms
		EH 5 Ms
		EH 6 Ms
		EH 6,5 Ms
		EH 7 Ms
		EH 8 Ms
		EH 8,5 Ms
		EH 9 Ms
		EH 10 Ms
		EH 12 Ms
		EH 13 Ms
		EH 15 Ms
		EH 16 Ms
		EH 18 Ms
		EH 19 Ms
		EH 20 Ms
		EH 24 Ms
		EH 25 Ms
		EH 31 Ms
		EH 33 Ms
		EH 38 Ms