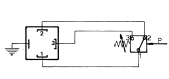


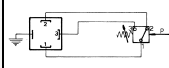
Pressure switch K 7..



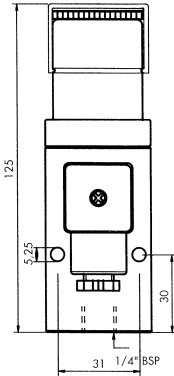
Type		BSP	Bar	Max. Bar	V		A		-
					AC	DC	AC	DC	
K 73		1/4"	5-50	300	250	110	5	0.25	120/min
K 75		1/4"	15-150	350	250	110	5	0.25	120/min
K 77		1/4"	30-300	400	250	110	5	0.25	120/min

K 5..



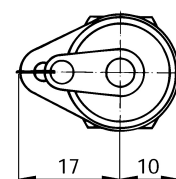
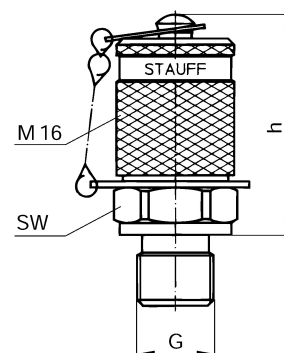
Type		BSP	Bar	Max. Bar	V		Max. A		-
					AC	DC	A		
							AC	DC	
K 53P		1/4"	2- 40	200	250	110	5	0.25	120/min
K 54P		1/4"	5-100	300	250	110	5	0.25	120/min
K 55P		1/4"	20-200	400	250	110	5	0.25	120/min
K 57P		1/4"	30-300	500	250	110	5	0.25	120/min
K 59P		1/4"	50-400	600	250	110	5	0.25	120/min

KL 5 .. Adjustable pressure switch

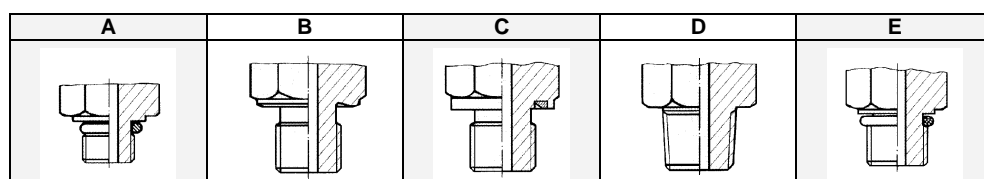


Type	BSP	bar	Max.	
			Bar	
KL 53	1/4"	3- 50	120	200/min
KL 54	1/4"	5-100	250	200/min
KL 55	1/4"	10-200	500	200/min
KL 59	1/4"	20-400	600	200/min

SMK

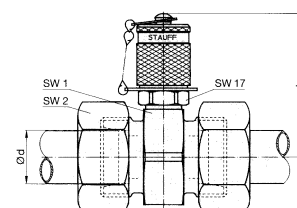


Type	h	SW	G
SMK 20-M 8 x 1-PA	38	17	M8 x 1
SMK 20-M10 x 1-PA	38	17	M10 x 1
SMK 20-M12 x 1.5-PC	40	17	M12 x 1,5
SMK 20-M14 x 1.5-PB	40	19	M14 x 1,5
SMK 20-M16 x 1.5-PB	37	22	M16 x 1,5
SMK 20-G1/8-PC	37	17	G1/8
SMK 20-G1/4-PB	40	19	G1/4
SMK 20-G1/4-PC	40	19	G1/4
SMK 20-G3/8-PB	37	22	G3/8
SMK 20-R1/8K-PD	36	17	R1/8 K
SMK 20-R1/4K-PD	36	17	R1/4 K
SMK 20-1/8NPT-PD	38	17	1/8 NPT
SMK 20-1/4NPT-PD	40	17	1/4 NPT
SMK 20-5/16UNF-PE	36	17	5/16 UNF
SMK 20-7/16UNF-PE	38	17	7/16 UNF
SMK 20-1/2UNF-PE	37	17	1/2 UNF
SMK 20-9/16UNF-PE	40	19	9/16 UNF



SMK 20...PG

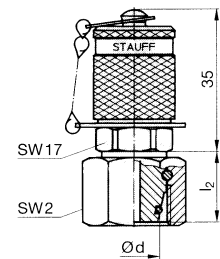
Typ	Serie	Bar	Rohr Ø	SW 1	SW 2
SMK 20- 6L-PG	L	250	6	24	17
SMK 20- 8L-PG	L	250	8	24	17
SMK 20-10L-PG	L	250	10	24	19
SMK 20-12L-PG	L	250	12	27	22
SMK 20-15L-PG	L	250	15	30	27
SMK 20-18L-PG	L	160	18	32	32
SMK 20-22L-PG	L	160	22	36	36
SMK 20-28L-PG	L	100	28	41	41
SMK 20-35L-PG	L	100	35	46	50
SMK 20-42L-PG	L	100	42	55	60



Typ	Serie	Bar	Rohr Ø	SW 1	SW 2
SMK 20- 6S-PG	S	400	6	24	17
SMK 20- 8S-PG	S	400	8	24	19
SMK 20-10S-PG	S	400	10	24	22
SMK 20-12S-PG	S	400	12	24	24
SMK 20-14S-PG	S	400	14	27	27
SMK 20-16S-PG	S	400	16	30	30
SMK 20-20S-PG	S	400	20	36	36
SMK 20-25S-PG	S	400	25	41	46
SMK 20-30S-PG	S	250	30	46	50
SMK 20-38S-PG	S	250	38	55	60

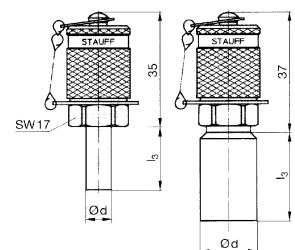
SMK 20...PK

Typ	Serie	Bar	Rohr Ø	SW 2
SMK 20- 6L-PK	L	250	6	17
SMK 20- 8L-PK	L	250	8	17
SMK 20-10L-PK	L	250	10	19
SMK 20-12L-PK	L	250	12	22
SMK 20-15L-PK	L	250	15	27
SMK 20-18L-PK	L	160	18	32
SMK 20-22L-PK	L	100	22	36
SMK 20-28L-PK	L	100	28	41
SMK 20-35L-PK	L	100	35	50
SMK 20-42L-PK	L	100	42	60
SMK 20- 6S-PK	S	400	6	17
SMK 20- 8S-PK	S	400	8	19
SMK 20-10S-PK	S	400	10	22
SMK 20-12S-PK	S	400	12	24
SMK 20-14S-PK	S	400	14	27
SMK 20-16S-PK	S	400	16	30
SMK 20-20S-PK	S	400	20	36
SMK 20-25S-PK	S	400	25	46
SMK 20-30S-PK	S	250	30	50
SMK 20-38S-PK	S	250	38	60



SMK 20...PS

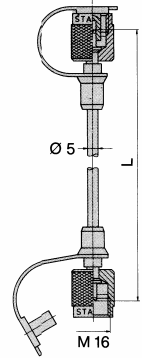
Typ	Serie	Bar	Rohr Ø	SW 1	SW 2
SMK 20- 6L-PS	L	250	6	24	17
SMK 20- 8L-PS	L	250	8	24	17
SMK 20-10L-PS	L	250	10	24	19
SMK 20-12L-PS	L	250	12	27	22
SMK 20-15L-PS	L	250	15	30	27
SMK 20-18L-PS	L	160	18	32	32
SMK 20-22L-PS	L	100	22	36	36
SMK 20-28L-PS	L	100	28	41	41
SMK 20-35L-PS	L	100	35	46	50
SMK 20-42L-PS	L	100	42	55	60
SMK 20- 6S-PS	S	400	6	24	17
SMK 20- 8S-PS	S	400	8	24	19
SMK 20-10S-PS	S	400	10	24	22
SMK 20-12S-PS	S	400	12	24	24
SMK 20-14S-PS	S	400	14	27	27
SMK 20-16S-PS	S	400	16	30	30
SMK 20-20S-PS	S	400	20	36	36
SMK 20-25S-PS	S	400	25	41	46
SMK 20-30S-PS	S	250	30	46	50
SMK 20-38S-PS	S	250	38	55	60





SMS 20

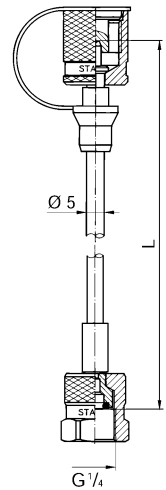
Type	Length mm	Bar
SMS 20- 200 A	200	400
SMS 20- 400 A	400	400
SMS 20- 630 A	630	400
SMS 20- 800 A	800	400
SMS 20-1000 A	1000	400
SMS 20-1500 A	1500	400
SMS 20-2000 A	2000	400
SMS 20-2500 A	2500	400
SMS 20-3200 A	3200	400
SMS 20-4000 A	4000	400
SMS 20-1000 B	1000	630
SMS 20-2000 B	2000	630
SMS 20-3000 B	3000	630



SMS 20/M

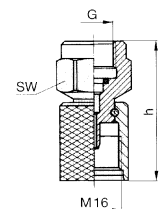
Type	Length mm
SMS 20/M1/4 - 200 A	200
SMS 20/M1/4 - 400 A	400
SMS 20/M1/4 - 630 A	630
SMS 20/M1/4 - 800 A	800
SMS 20/M1/4 -1000 A	1000
SMS 20/M1/4 -1500 A	1500
SMS 20/M1/4 -2000 A	2000
SMS 20/M1/4 -2500 A	2500
SMS 20/M1/4 -3200 A	3200
SMS 20/M1/4 -4000 A	4000

STAUFF-TEST 20



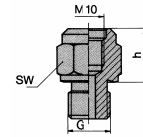
SMD

Type		SW
SMD 20-G 1/4"-P	G1/4	
SMD 20-G 1/2"-P	G1/2	17
SMD 20-1/4 NPT-P	1/4NPT	22
SMD 20-1/2 NPT-P	1/2NPT	27



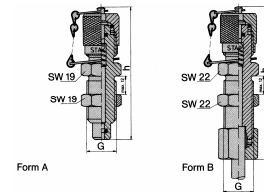
SRS

Type		H	SW
SRS 20-M16x1,5-B	M16x1,5	8	22
SRS 20-G 1/8-B	G1/8	15,5	17
SRS 20-G 3/8-B	G3/8	10,5	22
SRS 20-G 1/2-B	G1/2	10,5	27
SRS 20-R1/4K-D	R1/4 conisch	13	17

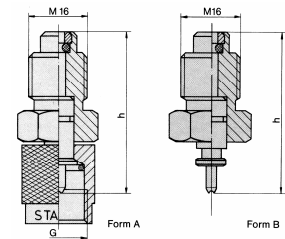


SSK

Type	Form		H m	SW
SSK 20-P	A	M16	72	19
SSK 20/08 S-P	B	M16x1,5	72	17
SSK 20/12 L-P	B	M18x1,5	72	22



Typ	Form		H
SAD 20/15-P	A	M16x1,5	39
SAD 20/10-P	B	Steckanschl.	37
SAD 20/12-P	A	S 12,65x1,5	39



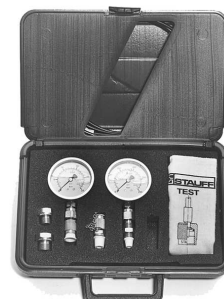
Manometer

Type	bar	Ø mm		position	Hight mm
1450.078	0-25	62	G1/4	under	87
1450.080	0-60	62	G1/4	under	87
1450.081	0-10	62	G1/4	under	87
1450.082	0-160	62	G1/4	under	87
1450.084	0-250	62	G1/4	under	87
1450.086	0-400	62	G1/4	under	87
1450.087	0-600	62	G1/4	under	87
1456.080	0-60	62	G1/4	back	85
1456.081	0-10	62	G1/4	back	85
1456.082	0-25	62	G1/4	back	85
1456.084	0-250	62	G1/4	back	85
1456.086	0-400	62	G1/4	back	85
1456.087	0-600	62	G1/4	back	85



SMB Box

Type	Type	
	Type	Omschrijving
SMB 20-1-250		Box voor meetbereik 0-250 bar
	1 Stk. SMS 20-2000A 1 Stk. SMA 20-G1/4 1 Stk. SMD 20-G1/4 1 Stk. SMK 20-G1/4 1 Stk. SMK 20 M10x1 1 Stk. SRS 20-G3/8 1 Stk. SRS 20-G1/2 1 Stk. SMM-G1/4-250	Meetslang 2000 mm Manometeraansluiting Manometer direktaansluiting Meetkoppeling Meetkoppeling Reduktiestuk Reduktiestuk Manometer ø63 mm
SMB 20-1-400		Box voor meetbereik 0-400 bar
	1 Stk. SMS 20-2000A 1 Stk. SMA 20-G1/4 1 Stk. SMD 20-G1/4 1 Stk. SMK 20-G1/4 1 Stk. SMK 20 M10x1 1 Stk. SRS 20-G3/8 1 Stk. SRS 20-G1/2 1 Stk. SMM-G1/4-400	Meetslang 2000 mm Manometeraansluiting Manometer direktaansluiting Meetkoppeling Meetkoppeling Reduktiestuk Reduktiestuk Manometer ø63 mm
SMB 20-2-250		Box voor meetbereik 0-250 bar
	1 Stk. SMS 20-2000A 1 Stk. SMA 20-G1/4 1 Stk. SMD 20-G1/4 1 Stk. SMK 20-G1/4 1 Stk. SMK 20 M10x1 1 Stk. SRS 20-G3/8 1 Stk. SRS 20-G1/2 2 Stk. SMM-G1/4-250	Meetslang 2000 mm Manometeraansluiting Manometer direktaansluiting Meetkoppeling Meetkoppeling Reduktiestuk Reduktiestuk Manometer ø63 mm



Minitester PPC 04

Type	Inhoud	
	Type	Omschrijving
PPC-04-AP-2T-630		Minitester voor meetbereik 0-630 bar
	1 Stk. HAG PPC 04 1 Stk. KNG-04-220 V 1 Stk. PTD 630 1 Stk. PTD 630/SDA 1 Stk. SDA 20 -G1/2 1 Stk. SAD 20/15-P 1 Stk. SAD 20/12-P 1 Stk. SAD 20/10-P 1 Stk. TS 04	Handmeettoestel PPC 04 Stroomadapter PPC 04 Drukopnemer Drukopnemer voor Test 20 Adapter voor drukopnemer Test 20 Adapter voor Test 15 Adapter voor Test 12 Adapter voor Test 10 Temperatuurvoeler

