



Handpumps

Handpumps without tank


Type	Symbol	Aansluiting	cm ³	Max. Druk bar
PM 20		Zuig: 1/2"	20	300
PM 50		Druk: 3/8"	43	250
PM 70			67	200



PM 70

Handpumps with tank


Type	Symbol		cm ³	Max. Druk bar	Tank l
PMS 12-S/1		3/8"	12	350	1
PMS 12-S/3		3/8"	12	350	3
PMS 12-S/5		3/8"	12	350	5
PMS 25-S/1		3/8"	25	300	1
PMS 25-S/3		3/8"	25	300	3
PMS 25-S/5		3/8"	25	300	5
PMS 45-S/3		3/8"	45	270	3
PMS 45-S/5		3/8"	45	270	5



PMS 25-S/3

Handpump double acting with valve

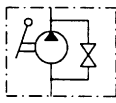
Type	Symbol		cm ³	Max. Druk bar	Tank l
PMI 12-S/1		3/8"	12	350	1
PMI 12-S/3		3/8"	12	350	3
PMI 12-S/5		3/8"	12	350	5
PMI 25-S/1		3/8"	25	300	1
PMI 25-S/3		3/8"	25	300	3
PMI 25-S/5		3/8"	25	300	5
PMI 45-S/3		3/8"	45	270	3
PMI 45-S/5		3/8"	45	270	5



PMI 25-S/3

Handpumps

Handpumps with tank

Type	Symbool	Aansluiting	cm ³	Max. Druk bar
P 20/3 P 20/5		3/8"	18 18	320 320

